




ARD 2 **Arduino Compatibles**
Controllers, Shields, Modules & Sensors

Arduino SD Card Reader Module *ARD2-2098*

- Use your Arduino to read and write to an SD card
- Perfect for datalogging applications
- Opens up many possibilities for Arduino projects
- Built-in 3.3V regulator



Description

This is an Arduino-compatible SD card reader module by ARD2. It allows your Arduino project to read and write data to an SD card, which has many possible applications. For example, it could be used in tandem with one of our ARD2 sensors to read real-world data and save it to the SD card for later analysis – see the [ARD2 37-in-1 Sensor Kit](#) (Wiltronics part no. ARD2-3000).

Specifications

Voltage	3.3V or 5V DC
Dimensions	48mm (L) x 30mm (W) x 11mm (H)
Mounting Hole Diameter	2mm

Pinout

Module	Arduino Uno R3	Function
GND	GND	Ground Connection
3V3	3.3V	3.3V Power Input
5V	5V	5V Power Input
CS	D4	Chip Select
MOSI	D11	Master Out Slave In
SCK	D13	Serial Clock
MISO	D12	Master In Slave Out
GND	Optional	Ground Connection

Test Code

```
#include <SD.h>
const int chipSelect = 4;
void setup()
{
  Serial.begin(9600);
  Serial.print("Initializing SD card...");
  // make sure that the default chip select pin is set to
  // output, even if you don't use it:
  pinMode(10, OUTPUT);

  // see if the card is present and can be initialized:
  if (!SD.begin(chipSelect)) {
    Serial.println("Card failed, or not present");
    // don't do anything more:
    return;
  }
  Serial.println("card initialized.");
}
void loop()
{
  // make a string for assembling the data to log:
  String dataString = "";
  // read three sensors and append to the string:
  for (int analogPin = 0; analogPin < 3; analogPin++) {
    int sensor = analogRead(analogPin);
    dataString += String(sensor);
    if (analogPin < 2) {
      dataString += ",";
    }
  }
  File dataFile = SD.open("datalog.txt", FILE_WRITE);
  if (dataFile) {
    dataFile.println(dataString);
    dataFile.close();
    Serial.println(dataString);
  }
  else {
    Serial.println("error opening datalog.txt");
  }
}
```

Source: http://www.geeetech.com/wiki/index.php/Arduino_SD_card_Module